



unico graber
safety eyewear

CARE AND MAINTENANCE


For a long life of your UNICO Graber safety eyewear

www.unicograber.com

→ THAT'S HOW IT WORKS




Remove the larger particles of dirt by running the glasses under lukewarm water.




Apply some detergent, without balsam, on the glasses and rub it in gently with two fingers.



Rinse the detergent off by running it under luke-warm water.



Dab the glasses off with a soft cloth or paper towel.



Wipe the glasses, if necessary, with a microfiber cloth.



Some detergent and water is all you need to restore sharp vision

If you use the sleeves of your jumper or a handkerchief to clean the glass, you will leave fine scratches and traces of tiny dust particles and dirt on the glasses. These will "dull" the surfaces sooner or later. The microfiber cloths supplied with the glasses can be used for light cleaning purposes, however, if the glasses are very dirty, be sure to use fresh water.

Unico Graber AG • CH +41 61 951 1555 • info@unicograber.com | Unico Graber GmbH • EU +49 7621 914 9946 • germany@unicograber.com

IMPORTANT: Do not use abrasives or chemicals for cleaning. Products that are too aggressive can damage the glass or its coating.



Storing

- When not in use, you should keep the safety spectacles in a suitable case, preferably a sturdy one.
- Never place the glasses down on the lenses.
- Avoid high fluctuations in temperature.



unico graber
safety eyewear